

Radio Frequency Cavitation Bipolar Tripolar Vacuum RF Cellulite Machine User Manual



Thank you for purchasing WL-7001A massager machine, Be sure to read this instruction manual carefully before use so that you can make full and correct use of your massager. Please keep this manual available for future reference after you have read it through.

Working principal

Wave fat system

With collective strong sound wave head, strong sound wave of 40000HZ may be emitted to vibrate fat cells at top speed and produce numerous vacuum air pockets inside and outside the fat cells, robustly impact fat cells to generate introverted blast and disintegrate triglyceride into glycerol and free fatty acids. Then RF waves at frequency of 1M HZ is used for exhausting the integrated glycerol and free fatty acids through hepatoenteral circulation. Finally, vacuum RF and energy electrode are used for positioning and tightening fat. In physics, it is known as "cavitations". Microspore introverted blast inside and outside cell may lead to enhanced molecular motion and a higher energy level and this will finally cause fat cell rupture and thereby achieve the effects of body building and losing weight.

Technical Parameters

Power supply Input:110V/220V 60HZ/50HZ

Power :130W

40K cavitation head:

Power supply output:150V

Frequency:40KHz

Power:25W

1M ultrasonic head:

Power supply output:66V

Frequency:450K

Power:35W

Vacuum+Bipolar RF head:

Power supply output:66V

Frequency:450K

Power:95W

BIO head:

Power supply output:66V

Frequency:450K

Power:35W

Tripolar RF head:

Power supply output:66V

Frequency:450K

Power:35W

Face RF head:

Power supply output:66V

Frequency:450K

Power:35W

Tripolar RF head:


Power supply output:66V

Frequency:450K

Power:35W

Connecting sockets

Connecting the parts with their own socket as the picture.



Instrument Function and Treatment Principles

1. 40Khz Ultrasonic handle










Strong sound wave explosion fat head

With collective strong sound wave head, strong sound wave of 40000HZ may be emitted to human body for impacting fat cells fiercely and Causing friction motion between fat cells. This may cause effective consumption of calories and moisture in fat cells and reduce the size of fat cells. What's more, sound wave vibration may cause fierce impact of fat cells to make them be exploded instantaneously, reduce the amount of fat cells and thereby achieve the effects of removing fat.

Operation:



1. Press    to adjust the time.
2. Select the strength by clicking  to increase the strength or click  to decrease it.
3. Press  to start the strong sound wave explosion fat head.
4. Press  to pause operation.

2. Mode a. b. c. d means that:

"M1" is continuous working for 3 sec and discontinuous for 2 sec.

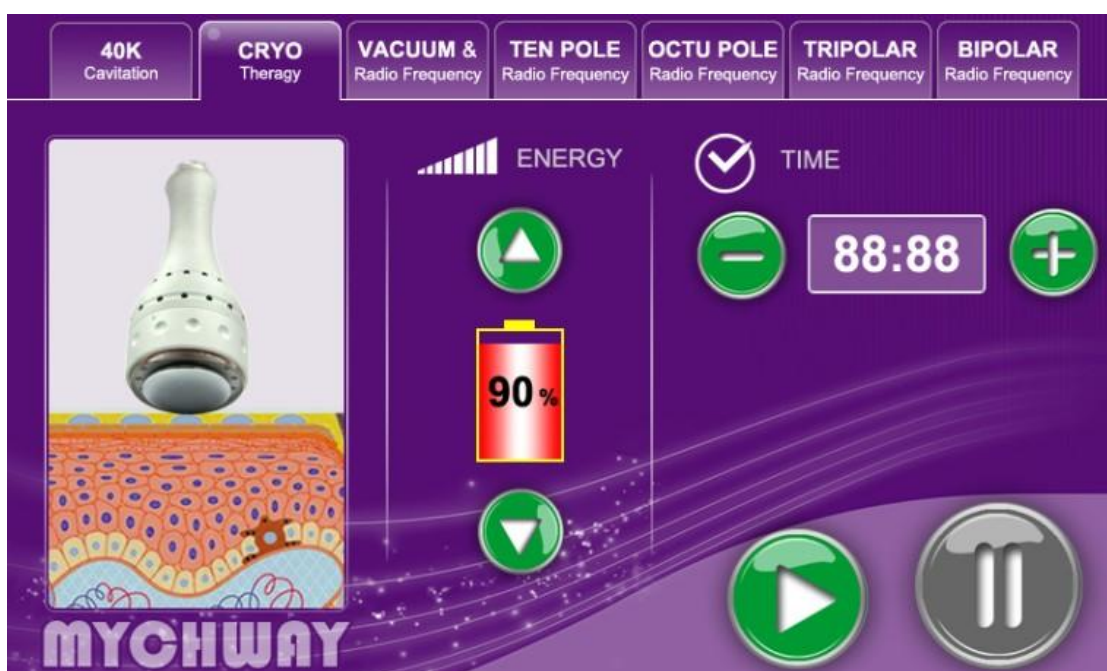
"M2" is continuous working for 4 sec and discontinuous for 3sec.

"M3" is continuous working for 1 sec and discontinuous for 1 sec.

Cryo therapy handle



Operation:



Cryo Therapy Probe operation

1. Press to adjust the time.
2. Press to increase suction intensity or to decrease suction intensity.
3. Press to increase release intensity or to decrease release intensity.
4. Press to increase the RF intensity or to decrease RF intensity.
5. Press to start RF operation;
6. Press to Pause operation.

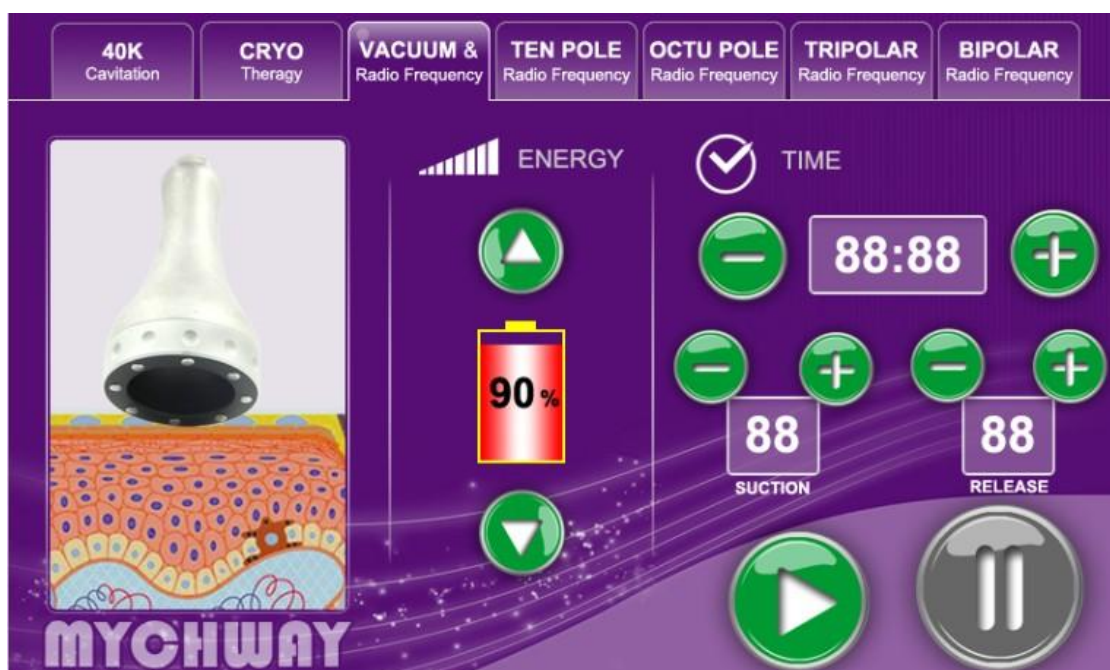
Vacuum Bipolar RF handle



For body and face re-shaping and weight loss









Vacuum + RF fat-explosion machine can promote tissue metabolism, repel the cellulite, which make fat granule in different depths and shocking make fusion energy, and the deepest receptor can get granule in 3CM thick of skin, and rapid expansion and the rapid heating of the cell wall that exceed the elastic limits and arises cells broken, so that the combustion of fatty acids at the same time broken out of a pot, not only the burning consumption of fatty acids but also more directly emptying so rapidly reduce the size of granule.

Operation:



Body RF Probe (Vacuum) operation

1. Press    to adjust the time.

2. Press  to increase suction intensity or  to decrease suction intensity.
3. Press  to increase release intensity or  to decrease release intensity.
4. Press  to increase the RF intensity or  to decrease RF intensity.
5. Press  to start RF operation;
6. Press  to Pause operation.

Beautifying: Use the probe to massage the specific part of skin circularly after applying the sliming cream for about 30 to 40 minutes. It could quicken the blood circulation in the part of skin treated and has the effect of decomposing fat, etc.

Notes:

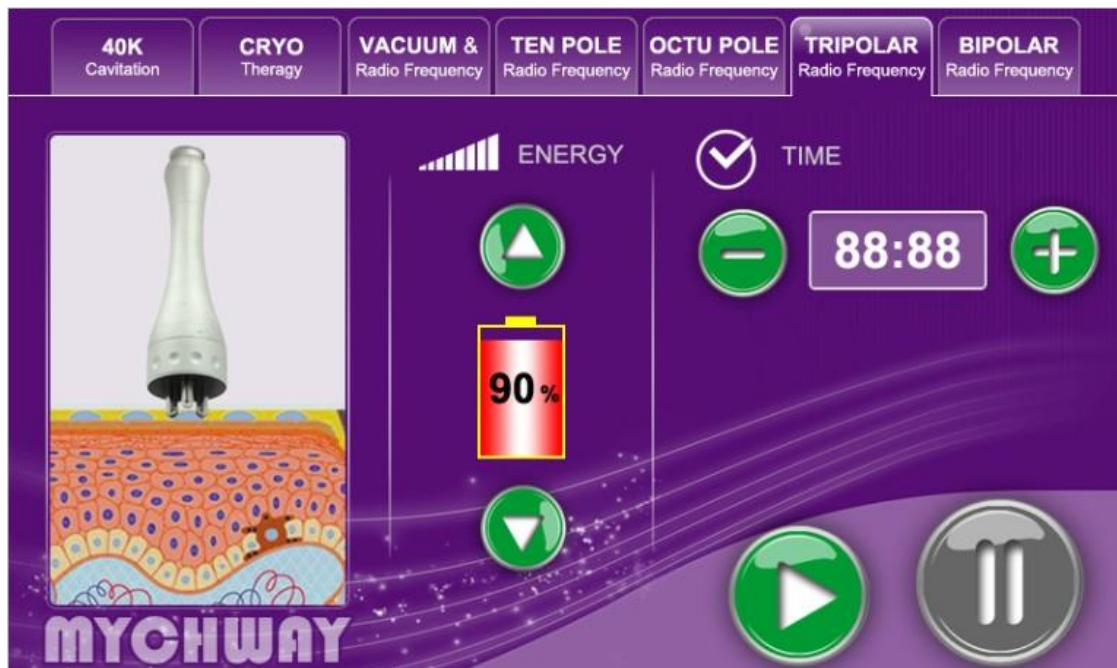
1. Apply sliming cream or cooling gel to the part of skin to be treated before the treatment.
2. Keep close contact between the probe and the skin.
3. Adjust the intensity from low level to high level.
4. Please do not irradiate eyeball directly with colored light.








3. Tripolar RF



Stick to enhance rejuvenation: use of positive and negative micro-current activation energy release skin cells, so that paid synthesis of fibroblasts collagen, elastic skin revert to the original compact, the skin causing the eliminate wrinkles, prevent skin aging, restoring skin elasticity, facial improvement.

Operation:



1. Press    to adjust the time.
2. Select the strength by clicking  to increase the strength or click  to decrease it.
3. Press  to start the strong sound wave explosion fat head.
4. Press  to pause operation.

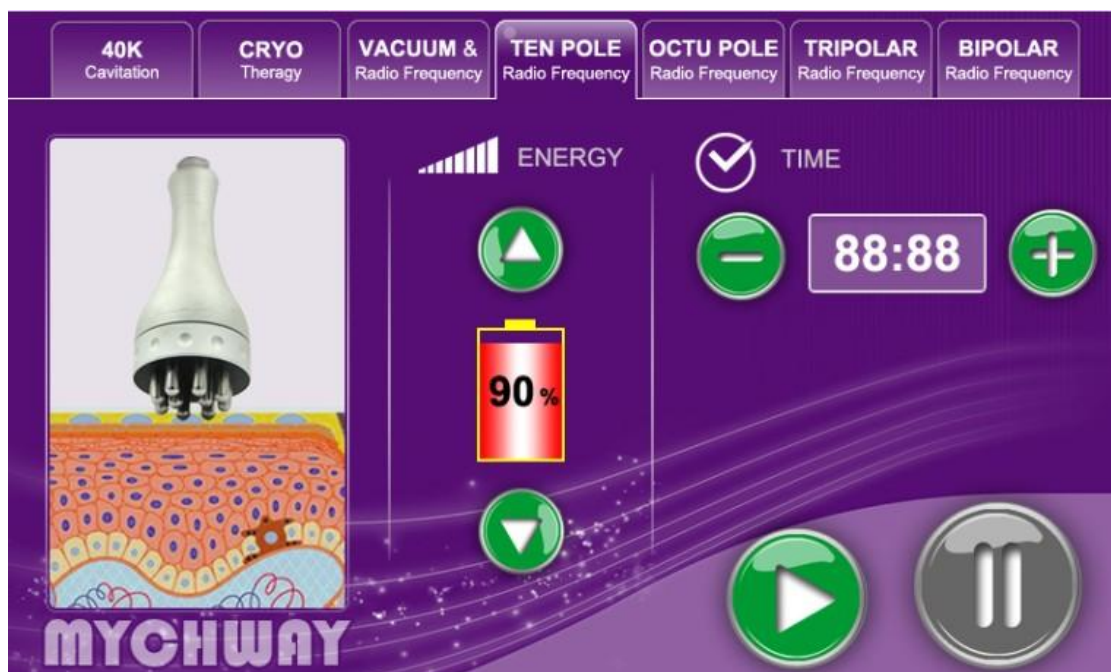
4. Body RF handle










Being integrated with the most advanced RF technology and radio frequency, the instrument may directly reach the deep-seated fat body and have the excellence of targeted positioning RF. In the fast-active state, fat cell tissue may generate friction heat, increase local temperature and remove excess fat and toxin from the body through sweat gland, enter hepatic circulation and lymph and ultimately achieve the effect of dissolving fat.

With controlled depth technology, inlaid diamond particles of different sizes may rub skin along its pattern, adjust suction strength by means of vacuum draw and rub with negative pressure strong force to directly explode thick fat. Thus, the effects are very obvious: Enhance blood circulation, accelerate the decomposition of fat, take away wastes, enhance the effect of removing cellulite, effectively improve the state of areola tissue, remove stubborn fat and improve the sufficient absorption condition of diet products.

Operation:



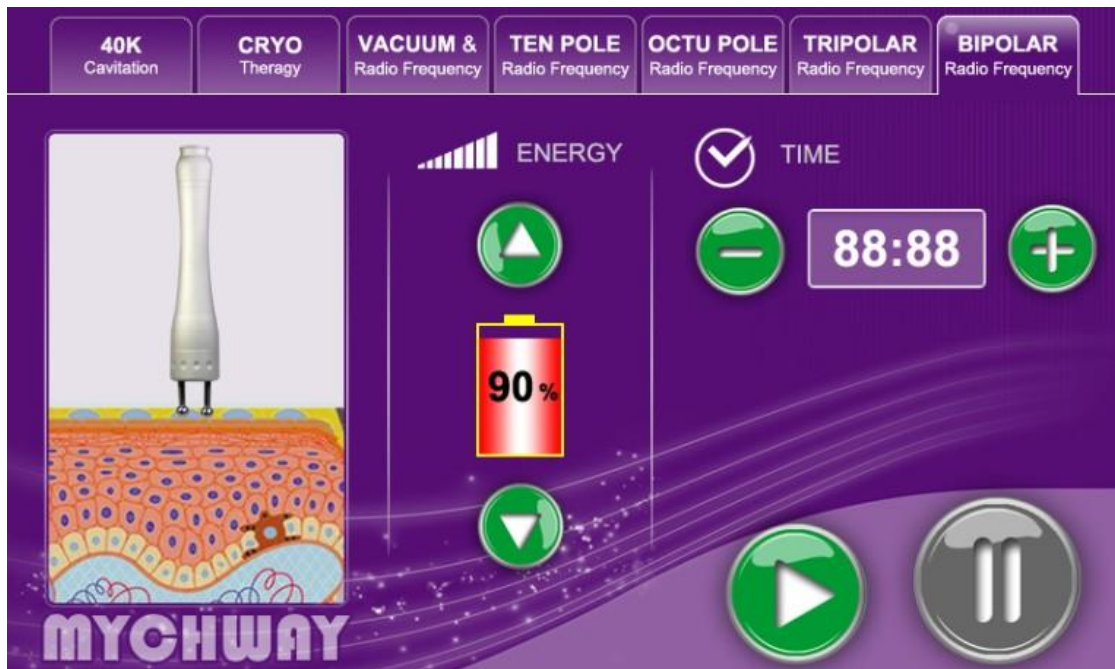
1. Press    to adjust the time.
2. Select the strength by clicking  to increase the strength or click  to decrease it.
3. Press  to start the strong sound wave explosion fat head.
4. Press  to pause operation.








5. Facial wrinkle elimination, tightening and lifting



A capacitive coupling electrode is used for transmitting radio-wave energy and generating an electric field for entering into subcutaneous tissue through the skin surface. In the high-frequency of 450 kHz, this electric field changes its polarity for 450,000 times per second. To reply to the rapid change in electrode, directions of electrical particles the skin are also changed. By this time, natural electric resistance in the subcutaneous tissue moves and generates heat energy. As the papillary dermis collagen may immediately shrink when the temperature is within the range from 60 to 70 Celsius degree, after wrinkle treatment, client may immediately sense the skin tightening effects as it is being lifted and firmed. When collagen is produced continuously, thickness and density of the skin papillary dermis may be increased to remove wrinkles, eliminate scars, restore skin elasticity and gloss and make it be blonde and smooth. While collagen is increased, fresh skin is generated in the position of operation and wrinkles are removed by large amount of cells. In addition, when cortex without elasticity or that with thick horny layer in the area with wrinkles is separated, surrounding skin will also be renewed.

Operation:



1. Press    to adjust the time.
2. Select the strength by clicking  to increase the strength or click  to decrease it.
3. Press  to start the strong sound wave explosion fat head.
4. Press  to pause operation.

Installation

BUTTOCKS

ILLUSTRATION of OPERATION

FACE

Treated time: 30 minutes

1. Massage the mandible center in circles to produce deep heat.

1. Along the lymph direction, pulling to the waist.



3. Massage the triangle zone of both sides of the face in circles.

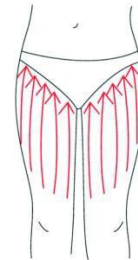
4. Massage from jaw to angulus oris to ear in lines.



THIGH

Treated time: 30 minutes

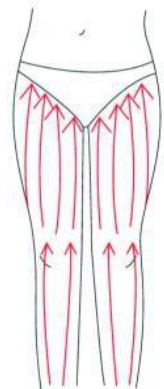
1. From down to upper, pushing to the groin to dredge the lymph.



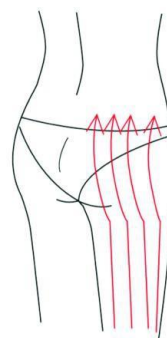
2. From down to upper, circling push by anticlockwise can help decomposing fatness.



3. Also can push by come-and-go to decompose fatness.



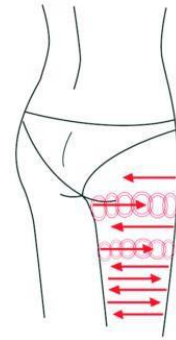
4. Pull from the knee and muscle texture to upper, can improve the curve.



Treated time: 20 to 30 minutes

2. Massage lower jaw in lines.

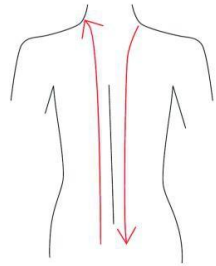
2. From upper to down, by anticlockwise gesture, pull come-and-go.
3. Along the muscle of arm, pull up to lift and tight the muscle.



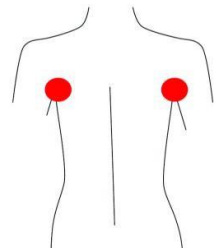
BACK

Treated time: 20 to 30 minutes

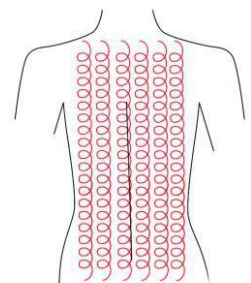
1. First by come-and-go, pushing the bladder nerve 2 to 3 times.



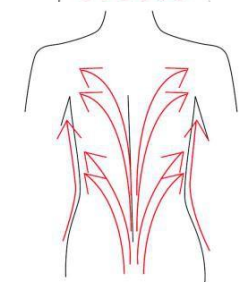
2. Circling by anticlockwise to stimulate the underarm lymph node.



3. On the back, by anticlockwise circling, can help to decompose the fatness.



4. Using lymph drainage gesture, pull the toxin to the lymph node, can help improving the back curve.



ARM

Treated time: 30 minutes

BACK SIDE

4. Through lymph drainage gesture, taking the toxin to the place of groin.



2. Circling to stimulate the lymph node.

3. By anticlockwise or come-and-go pushing, decomposing the fatness.



4. From the elbow to the outer, doing tightening gesture.

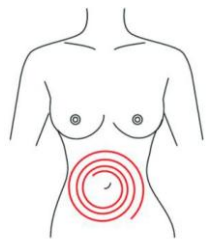
Facade

1. From the elbow to the outer, doing tightening gesture.

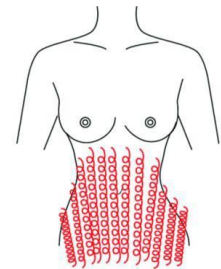
Abdomen

Treated time: 20 to 30 minutes

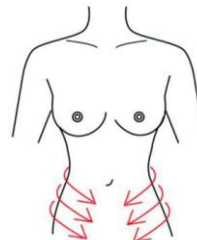
1. From small to large, by clockwise direction, circling around the navel, can help peristalsis of the large intestine.



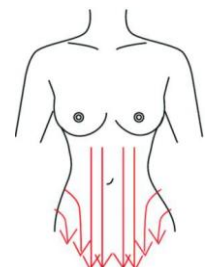
2. From small to large, by anticlockwise direction, circling push down.



3. From the belly and muscle texture, pull to the groin.



1. From the inner elbow to the armpit, doing lymph drainage.



Attention:

1. Pregnant women or women during in menses.
2. Epileptic.
3. Patients with malignancy.
4. Patient whose wound after operation has not healed up.
5. Acute inflammation or epidemical patients.
6. Whom with heart diseases or with heart pacemaker.
7. Who with kidney (gall-stone) disease.
8. Who was embedded metal object or silica gel.
9. Who in menses, birth control period, emiction incontinence period, or accepting the belly operation.
10. Whose body always takes much inner hot.
11. Who has the genetic hypersensitivity.

Notice:

1. Be sure to use the special ultrasonic gel.
2. Avoid knocking the us head.
3. For avoiding burning the head, during operation, please prepare enough ultrasonic gel.
4. Don't stay in one place, avoid treating on the bone.
5. Don't use disinfectant product to disinfect the us head. We suggest the wet cotton or dry towel enough.
6. Check the machine power cord if it is connected well.
7. If the machine will not use for a long time, please switch off it, and power off.
8. Please take off all metal decoration from the operator and patient's body.
9. If continuous using 1 hour, please pause the machine about 10 minutes, then using again.
4. ~~Through lymph drainage gesture, taking the toxin to the place of groin.~~
10. During the operation, be sure not to accept other treatment.